

LED PANEL LIGHT (FOR PROJECT) DESCRIPTION

NS-S-48W



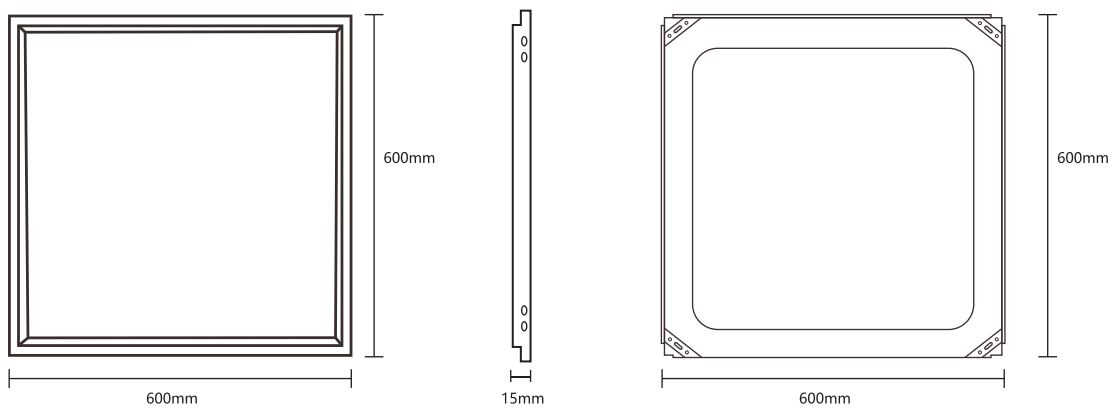
Specification

1. Lighting Design Related Detail Sketches



2. Dimension

Size: 600*600*15mm



3. Description

- High efficiency, low energy consumption.
- Good quality beam.
- Long life span 30000 hours.
- Ecological. The waste can be recycled.No pollution and mercury.



4 . Technical parameter

Specification

PRODUCT SPECIFICATION

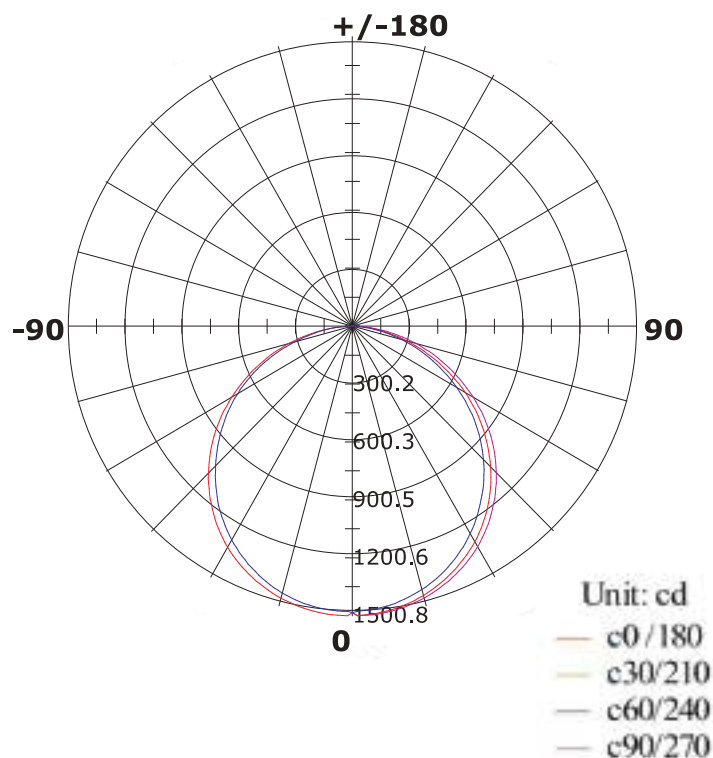
Dimension:	600x600xH15mm
LED package:	4014
LED quantity:	240PCS
Beam angle:	120°
Color temperature:	6500K±200K
CRI:	≥80
Lifetime:	30,000 hours
Operating temp:	Ta=-25 to 60°C (Tc max=70°C)
IP Rating:	IP20
Warranty:	5 Years

PERFORMANCE DATA

Power consumption:	48W
Frequency range:	50Hz/60Hz
Supply voltage:	AC220-240V
Output current:	600mA
Power factor:	> 0.9
Luminous flux:	4800

5 . Light Distribution Curve

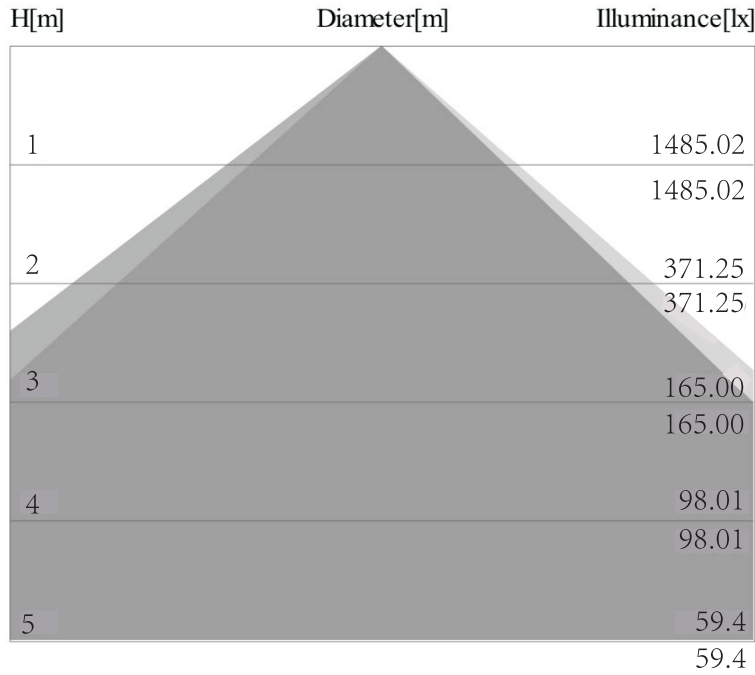
Distribution Curve of Meridian





Specification

6. Illumination Cone Curve

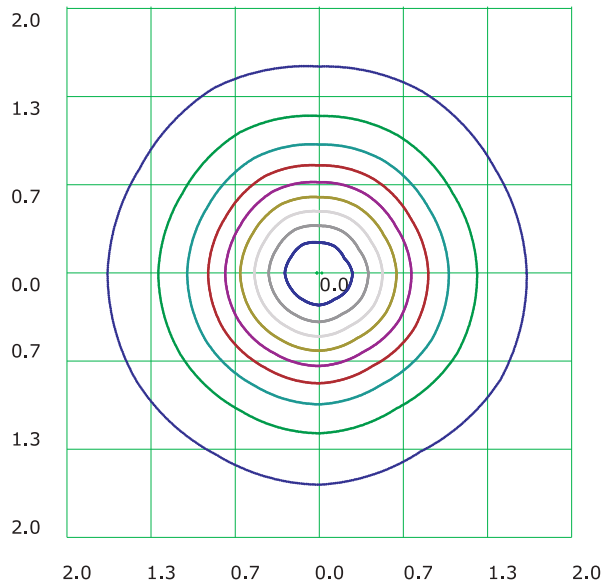


- C0-C180
- C90-C270

7. Horizontal Isophotes Curve

Horizontal Absolute Isophotes Curve

Height of calculation: 5 m, Illumination in the vertical of Lamp: 59.4 lx



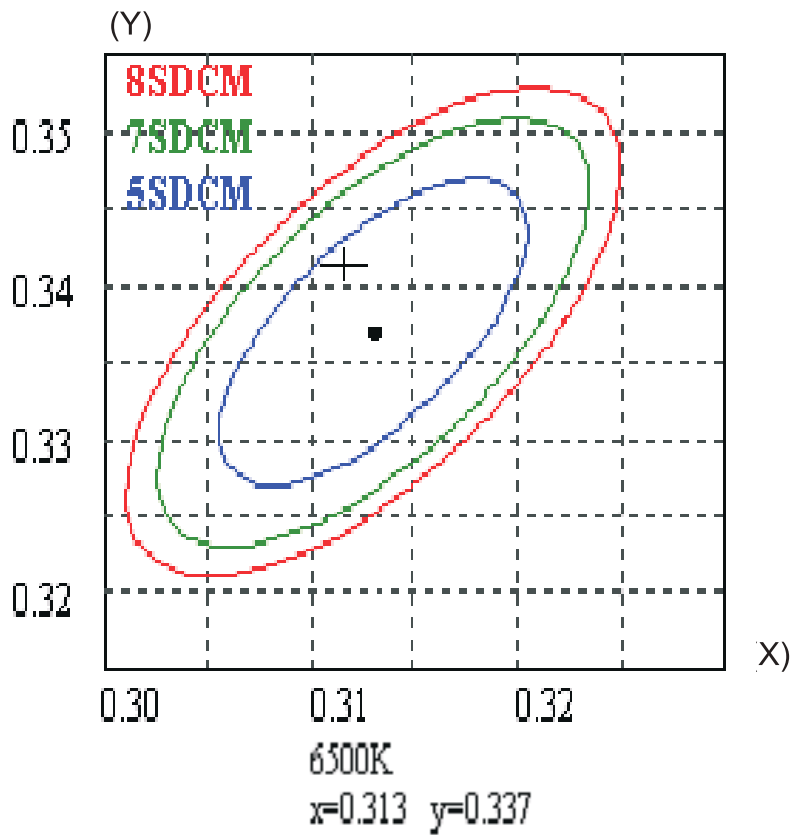
Height: 1 m

- (10%): 150.1lx
- (20%): 300.2lx
- (30%): 450.3lx
- (40%): 600.3lx
- (50%): 750.4lx
- (60%): 900.5lx
- (70%): 1050.6lx
- (80%): 1200.7lx
- (90%): 1350.8lx
- (100%): 1499.3lx

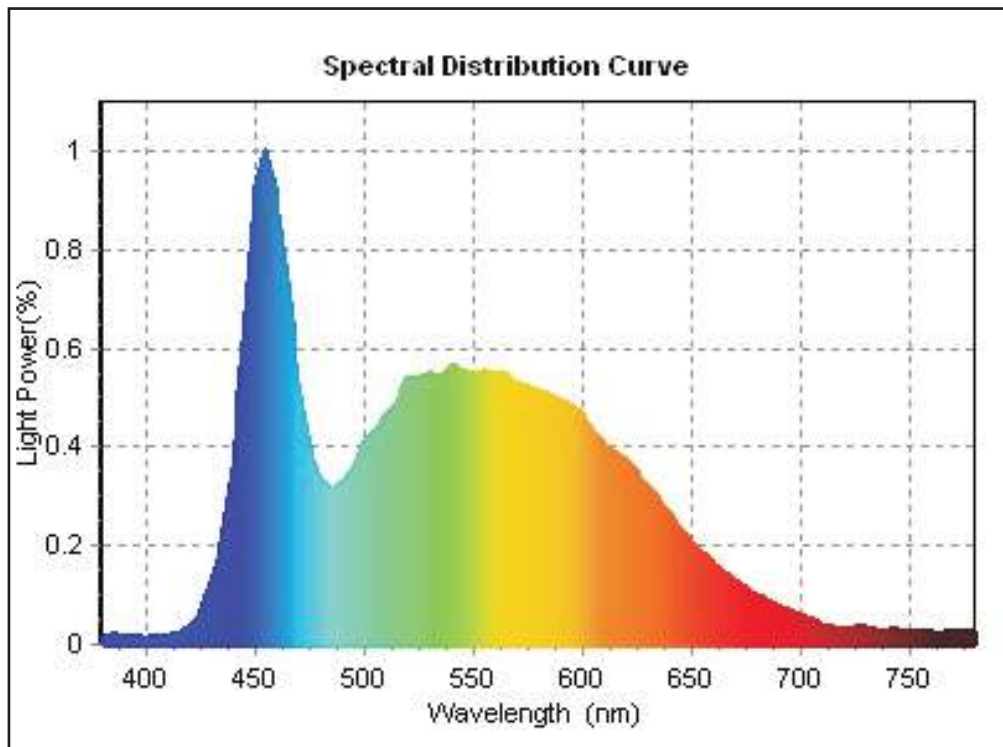


Specification

8 Color Information



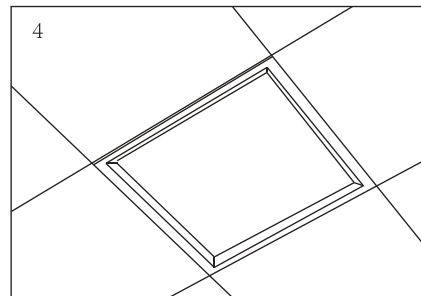
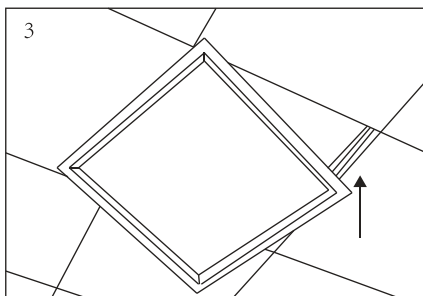
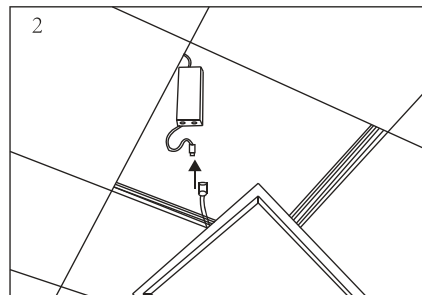
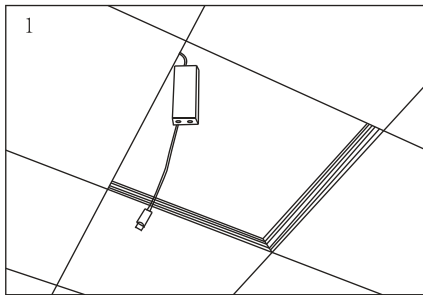
Color Consistency - Initial



Spectral Power Distribution



9 . Installation



Pay Attention:

1. It's better be installed in the open place in order to heat dissipation.
2. The dust on the lamp should be cleaned termly to ensure good dissipation.
3. Please Don't install it outdoor!

10 .Notes



Do not attempt to install or use a fixture until you read and understand the installation instructions and safety label.



Fixtures have line voltage risk of shock and no user serviceable parts. Do not attempt to open them.



Do not hot swap fixtures. Ensure that power to the series is off before connecting or disconnecting individual fixtures.



Do not use a fixture if the lens, housing, or power cables are damaged.



Do not use a fixture for any voltage for which it is not rated. Do not exceed the specified voltage and current input for any fixture.



Do not use the eye to see the light source directly.